

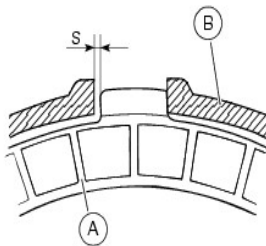
Recommendation and Control :

Ducati, Bimota with Ducati engine...
Without slipper clutch.

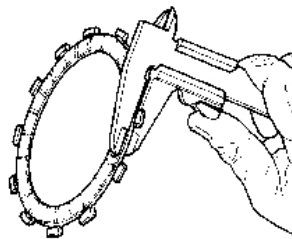
Only for : OEM clutch basket Ducati or Ducadisc, Ducabike or :



Clutch in good condition :



Clutch Plate (A) to Clutch Basket
(B) Clearance Guide.
The gap (S) should be less than
0.9 mm,



Measure the thickness of the
plate across the friction material.
Replace the plate when it wears
by 2,7 mm/2,8 mm.

Assembly :

- 1° : Ducadisc steel plate, face with letter in first
- 2° : Ducadisc aluminim friction plate
- 3° : Ducadisc steel convex plate
- 4° : Oem friction plate
- 5° : Oem steel plate.....

End : steel plate
Pressure plate + springs, screws and caps


Torque for screw spring : **5N/m.**

After installing the kit : change hydraulique fluid

maintenance

it is essential to clean the friction plates and steel plates every 5000 kms

Alignment pressure plate and hub

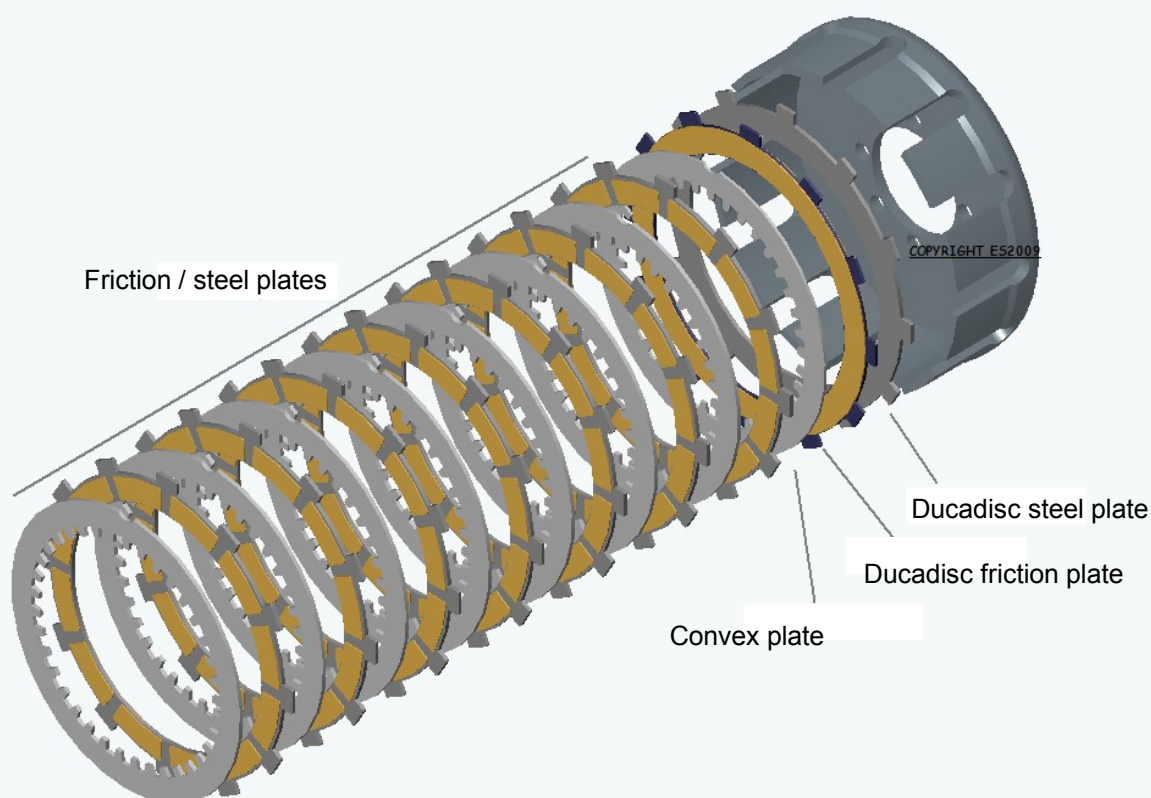
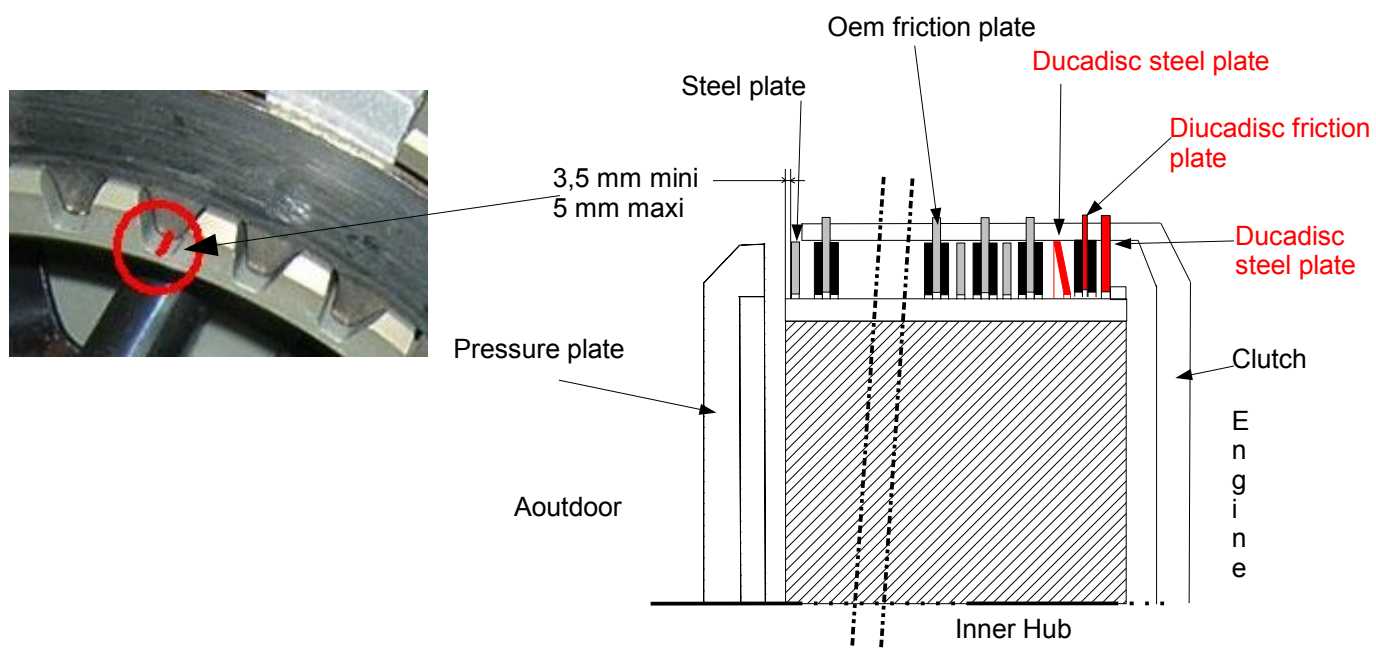


we are not responsible for the use of kits

COPYRIGHT

DUCADISC

Note of assembly silent kit



www.ducadisc.com